

Dive into the World of Free Wood IV: Unlocking the Potential of the Pallet Mallet

The world of woodworking and craftsmanship is vast, with an array of materials and techniques to explore. Among these materials, wood stands out as a versatile and timeless choice, offering both beauty and functionality. However, the cost of high-quality wood can be a deterrent for many aspiring woodworkers. This is where the concept of "free wood" comes into play, providing a cost-effective way to obtain quality materials for your projects. One such source of free wood is the ubiquitous pallet, a common sight in warehouses and industrial areas. In this article, we delve into the world of free wood, specifically focusing on the pallet mallet. We will explore its various uses, techniques for extracting wood from pallets safely, and creative projects you can undertake using this resourceful material.


A pallet mallet is a specialized tool designed to extract wood from pallets without damaging the wood or the pallet itself. Typically made of heavy-duty steel or aluminum, the pallet mallet features a flat, wide head that is used to strike the pallet, dislodging the boards from their nails. Pallet mallets come in various sizes and weights, each suited to different types of pallets and wood thicknesses.

Using a pallet mallet requires some technique and safety precautions. Here are some key points to remember:

FREE WOOD IV: THE PALLET MALLET by Madison Moulder

★★★★★ 5 out of 5

Language : English



File size	: 1405 KB
Text-to-Speech	: Enabled
Screen Reader	: Supported
Enhanced typesetting	: Enabled
Print length	: 21 pages
Lending	: Enabled



1. **Wear safety gear:** Always wear safety glasses and gloves when using a pallet mallet.
2. **Position the mallet correctly:** Hold the mallet perpendicular to the pallet, ensuring the flat head strikes the wood squarely.
3. **Apply force with precision:** Strike the wood with firm, controlled blows. Avoid excessive force, as this can damage the wood or the mallet.
4. **Extract the boards gently:** Once the boards are loose, use a pry bar or crowbar to gently lift them from the pallet.

Pallet boards can vary in quality and condition, so it's essential to inspect them before using them in your projects. Here are some tips for extracting wood from pallets safely and efficiently:

1. **Inspect the pallets:** Examine the pallets for any signs of damage, rot, or contamination. Avoid using pallets that have been exposed to chemicals or moisture.
2. **Remove nails:** Use a nail remover or pry bar to extract the nails holding the boards together. Be cautious not to damage the wood while removing the nails.

3. **Separate the boards:** Once the nails have been removed, carefully separate the boards from the pallet. Use a chisel or pry bar to gently pry the boards apart if they are stuck.
4. **Clean the boards:** Remove any dirt, debris, or splinters from the boards using a brush or sandpaper.

Pallet wood offers a wide range of possibilities for creative projects. Its rustic appearance and unique characteristics make it ideal for a variety of applications, including:

1. **Furniture:** Pallet wood can be used to create sturdy and stylish furniture pieces such as chairs, tables, and shelves. Its imperfections and weathered look add a touch of character to any interior.
2. **Wall cladding:** Pallet boards can be used as wall cladding, creating a warm and inviting atmosphere. They can be arranged in various patterns and finishes to suit different styles.
3. **Planters:** Pallet wood can be transformed into rustic planters for indoor or outdoor use. Its porous nature allows for proper drainage, making it suitable for plants.
4. **Art and crafts:** Pallet wood can be used as a canvas for various art and craft projects. It can be painted, stained, or carved, creating unique decorative pieces.

The world of free wood, particularly the pallet wood, opens up a wealth of opportunities for woodworkers and hobbyists alike. By understanding the techniques for extracting wood from pallets safely and exploring the creative possibilities it offers, you can unlock a cost-effective and sustainable source of material for your projects. Remember to prioritize

safety and inspect the wood carefully before using it in your creations. Whether you're a seasoned woodworker or just starting your journey, the pallet mallet and free wood can ignite your passion and inspire you to create unique and meaningful pieces.

1. **Pallet mallet:** A durable tool used to extract wood from pallets, featuring a flat, wide head and a sturdy handle.
2. **Extracting wood from pallets:** A person using a pallet mallet to strike a pallet, dislodging the boards from their nails.
3. **Pallet wood furniture:** A stylish chair made from reclaimed pallet wood, showcasing its rustic appearance and unique characteristics.



FREE WOOD IV: THE PALLET Mallet by Madison Moulder


★★★★★ 5 out of 5

Language	: English
File size	: 1405 KB
Text-to-Speech	: Enabled
Screen Reader	: Supported
Enhanced typesetting	: Enabled
Print length	: 21 pages
Lending	: Enabled

FREE


DOWNLOAD E-BOOK





The Misted Mirror: Mindfulness for Schools and Universities

What is The Misted Mirror? The Misted Mirror is a mindfulness program designed for schools and universities. It provides students with the tools they...



Embark on Thrilling Adventures in the Uncharted Depths of the Caribbean: A Literary Expedition into Mystery and Adventure

Unveiling the Enchanting Allure of the Caribbean Bluewater Thrillers
Prepare yourself for an extraordinary literary voyage that will transport you to the heart...