


How to Photograph Petra, Jordan: A Comprehensive Guide for Capturing the Beauty of the Rose-Red City

Petra, Jordan is an ancient city carved into sheer rock faces. Its iconic Treasury, Siq, and Monastery are a must-see for any traveler. But how do you capture the beauty of Petra in photographs? This comprehensive guide will provide you with all the tips and tricks you need to take stunning photos of this UNESCO World Heritage Site.



How to Photograph Petra, Jordan by C.K. Fyfe

★★★★★ 5 out of 5

Language	: English
File size	: 3683 KB
Text-to-Speech	: Enabled
Screen Reader	: Supported
Enhanced typesetting	: Enabled
Print length	: 21 pages
Lending	: Enabled



1. Plan Your Trip

The best time to photograph Petra is during the shoulder seasons (April-May and September-October) when the weather is mild and the crowds are smaller. However, if you're visiting during the peak season (June-August), be prepared for hot temperatures and large crowds.

You'll also want to plan your itinerary carefully to make the most of your time in Petra. If you're only visiting for a day, you'll need to prioritize your

shots. But if you have more time, you can explore the city at a more leisurely pace and capture a wider variety of photos.

2. Choose the Right Camera and Lens

A DSLR or mirrorless camera is ideal for photographing Petra. These cameras give you the flexibility to adjust your settings and capture high-quality images. If you're new to photography, an automatic point-and-shoot camera can also work well.

In terms of lenses, a wide-angle lens is essential for capturing the vastness of Petra. A telephoto lens can also be useful for capturing close-up shots of the Treasury and other details.

3. Use the Right Settings

The correct camera settings will help you capture the best possible photos of Petra. Here are a few tips:

- Use a low ISO to minimize noise.
- Set your aperture to f/8 or f/11 for a sharp depth of field.
- Use a slow shutter speed (e.g., 1/60 second or slower) to capture the movement of people and animals.
- Use a tripod to keep your camera steady and avoid blurry photos.

4. Compose Your Shots

Composition is key to taking great photos. Here are a few tips for composing your shots at Petra:

- Use leading lines to draw the viewer's eye into the photo.

- Frame your shots with natural elements, such as trees, rocks, and arches.
- Look for interesting patterns and textures.
- Experiment with different perspectives.

5. Capture the Details

In addition to capturing the vastness of Petra, you'll also want to capture the details that make this city so unique. Here are a few tips:

- Look for close-up shots of the Treasury's intricate carvings.
- Capture the colors and textures of the Siq's sandstone walls.
- Photograph the Bedouin people who live in Petra.
- Take photos of the animals that roam the city, such as donkeys, camels, and goats.

6. Post-Processing


Once you've captured your photos, you can use post-processing software to enhance them. Here are a few tips:

- Adjust the exposure and contrast to improve the overall brightness and darkness of your photos.
- Use the saturation and vibrance sliders to enhance the colors in your photos.
- Sharpen your photos to make them look more crisp and clear.
- Crop your photos to improve the composition.

With a little planning and effort, you can capture stunning photos of Petra that will document your travels and preserve the beauty of this ancient city for years to come. So what are you waiting for? Start planning your trip to Petra today!

Additional Tips


- Be respectful of the local culture and customs.
- Wear comfortable shoes, as you'll be ng a lot of walking.



How to Photograph Petra, Jordan by C.K. Fyfe

★★★★★ 5 out of 5

Language	: English
File size	: 3683 KB
Text-to-Speech	: Enabled
Screen Reader	: Supported
Enhanced typesetting	: Enabled
Print length	: 21 pages
Lending	: Enabled



The Misted Mirror: Mindfulness for Schools and Universities

What is The Misted Mirror? The Misted Mirror is a mindfulness program designed for schools and universities. It provides students with the tools they...



Embark on Thrilling Adventures in the Uncharted Depths of the Caribbean: A Literary Expedition into Mystery and Adventure

Unveiling the Enchanting Allure of the Caribbean Bluewater Thrillers
Prepare yourself for an extraordinary literary voyage that will transport you to the heart...