


The Comprehensive Guide to Growing Magic Mushrooms: A Step-by-Step Tutorial for Beginners

Magic mushrooms, also known as psilocybin mushrooms, are a naturally occurring type of fungi that contain the psychoactive compound psilocybin. This compound is responsible for the psychedelic effects that magic mushrooms are known for. Magic mushrooms have been used for centuries in spiritual and religious ceremonies, and they are becoming increasingly popular for recreational use.

Growing magic mushrooms at home is a relatively simple process, but it does require some patience and attention to detail. This guide will provide you with everything you need to know to get started, from selecting the right strain to harvesting and storing the mushrooms.



Grow Magic Mushrooms

★★★★★ 5 out of 5



Choosing the Right Strain

There are many different strains of magic mushrooms, each with its own unique characteristics. Some strains are more potent than others, and some are more resistant to contamination. For beginners, it is best to choose a strain that is known for its ease of cultivation, such as the Golden Teacher or B+ strain.

Materials You'll Need

* Spore syringe or liquid culture * Pressure cooker or autoclave * Sterile jars or bags * Substrate (e.g., brown rice flour, vermiculite, or straw) * Perlite or vermiculite casing layer * Thermometer * Hygrometer * Gloves * Mask

Sterilization

The first step in growing magic mushrooms is to sterilize the substrate and jars or bags. This will help to prevent contamination from bacteria or mold.

To sterilize the substrate, place it in a pressure cooker or autoclave and heat it to 121°C (250°F) for 90 minutes. To sterilize the jars or bags, wipe them down with a 70% alcohol solution and then place them in a pressure cooker or autoclave and heat them to 121°C (250°F) for 30 minutes.

Inoculation

Once the substrate and jars or bags are sterilized, you can inoculate them with the spore syringe or liquid culture. To do this, carefully inject the spore syringe or liquid culture into the substrate, making sure to distribute the spores or mycelium evenly.

Incubation

After the jars or bags have been inoculated, they need to be incubated in a warm, dark place. The ideal temperature for incubation is 24-27°C (75-80°F). You can use a heating pad or incubator to maintain the desired temperature.

During incubation, the mycelium will colonize the substrate. This process can take anywhere from 2 to 4 weeks.

Fruiting

Once the substrate has been fully colonized, you can induce fruiting. To do this, remove the jars or bags from the incubator and place them in a fruiting chamber. A fruiting chamber is a controlled environment that provides the ideal conditions for mushrooms to grow.

The fruiting chamber should be kept at a temperature of 21-24°C (70-75°F) and a humidity of 80-90%. You can use a humidifier or fogger to maintain the desired humidity level.

Within a few days, you should start to see mushrooms growing from the substrate. The mushrooms will continue to grow for 1-2 weeks.

Harvesting

When the mushrooms are mature, they can be harvested. To harvest the mushrooms, gently twist them off the substrate. Be careful not to damage the mycelium.


The mushrooms can be eaten fresh or dried. If you plan to dry the mushrooms, place them on a drying rack or in a food dehydrator. The mushrooms are dry when they are hard and brittle.

Storage

Dried magic mushrooms can be stored in an airtight container in a cool, dark place. The mushrooms will keep for several months.

Growing magic mushrooms at home is a rewarding experience. With a little patience and attention to detail, you can cultivate your own magic mushrooms and enjoy their psychedelic effects.


Please note that growing magic mushrooms is illegal in some countries. Before you start growing magic mushrooms, be sure to check the laws in your country.



Grow Magic Mushrooms


★★★★★ 5 out of 5





The Misted Mirror: Mindfulness for Schools and Universities

What is The Misted Mirror? The Misted Mirror is a mindfulness program designed for schools and universities. It provides students with the tools they...



Embark on Thrilling Adventures in the Uncharted Depths of the Caribbean: A Literary Expedition into Mystery and Adventure

Unveiling the Enchanting Allure of the Caribbean Bluewater Thrillers
Prepare yourself for an extraordinary literary voyage that will transport you to the heart...