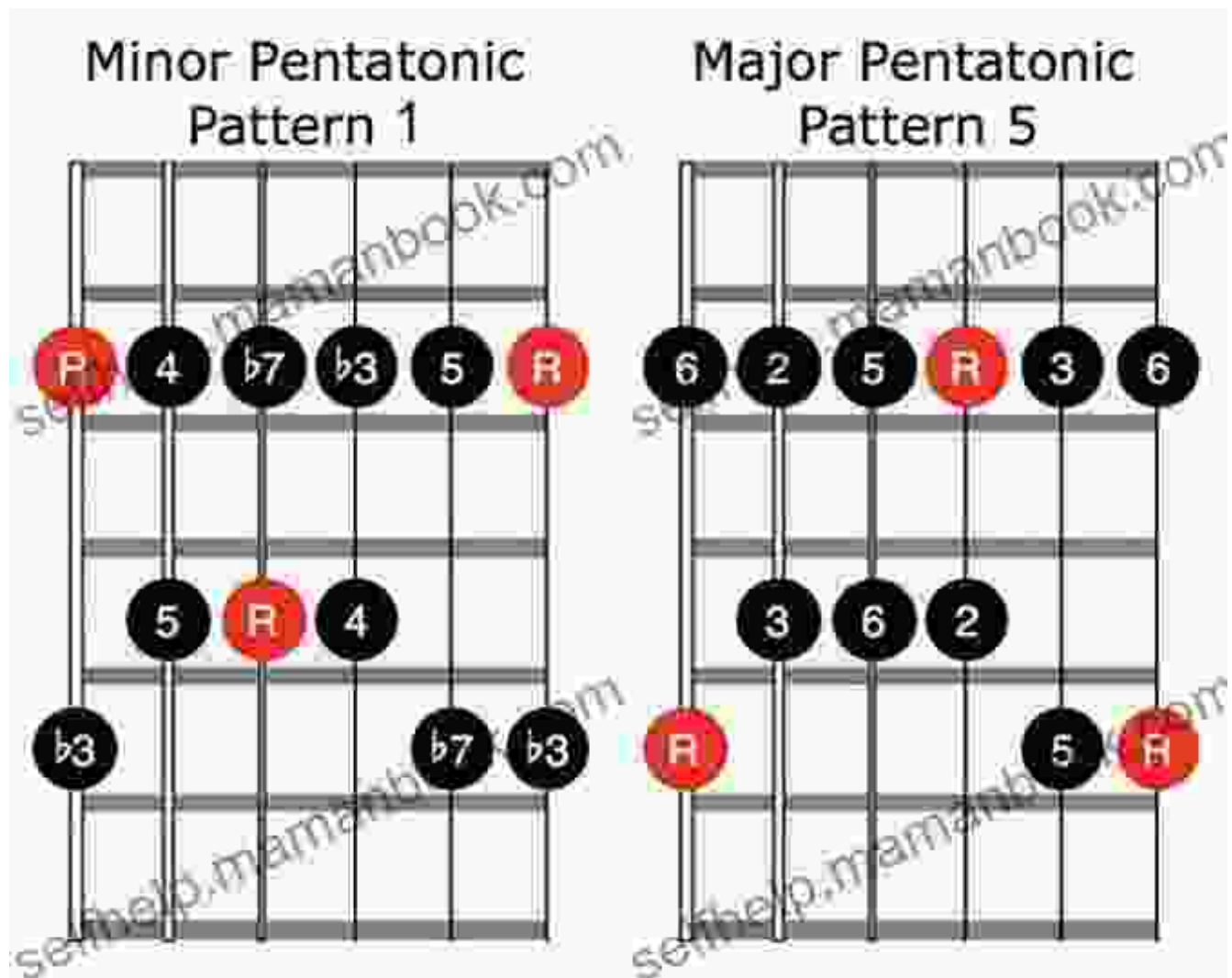


Ukulele Player's Guide to the Vol. 1 Major Pentatonic Scale: Unlocking Endless Melodies and Solos



Welcome, ukulele enthusiasts! Are you ready to embark on a musical journey that will expand your fretboard knowledge and ignite your creativity? In this comprehensive guide, we will delve into the intricacies of the Vol. 1 Major Pentatonic Scale, a fundamental building block for countless melodies and solos.



Ukulele Player's Guide Vol. 7: Major Pentatonic Scale

by Kamel Sadi

★★★★☆ 4.7 out of 5

Language : English
File size : 9305 KB
Text-to-Speech : Enabled
Screen Reader : Supported
Enhanced typesetting : Enabled
Print length : 163 pages
Lending : Enabled



Whether you're a seasoned ukulele pro or just starting out, this guide will provide you with a solid foundation to master this versatile scale and unlock endless possibilities on your instrument. So, grab your ukulele, tune up, and let's dive in!

Understanding the Major Pentatonic Scale

The Major Pentatonic Scale is a five-note scale consisting of the following notes:

- Root
- Major Second
- Major Third
- Perfect Fourth
- Perfect Fifth

Compared to the traditional Major Scale, the Pentatonic Scale lacks the Minor Third and Minor Seventh intervals, giving it a brighter, more uplifting sound.

Vol. 1 Major Pentatonic Scale on the Ukulele

On the ukulele, the Vol. 1 Major Pentatonic Scale can be played in two different positions:

1. **First Position:** Starting on the second fret of the A string, the scale pattern is as follows:

```
2-0-0-2-3-2-0-0-2-0
```

2. **Second Position:** Starting on the seventh fret of the A string, the scale pattern is:

```
7-5-5-7-8-7-5-5-7-5
```

Both positions provide different fingerings and tonal variations, allowing you to explore and create diverse melodies.

Applying the Vol. 1 Major Pentatonic Scale

The Major Pentatonic Scale is incredibly versatile and can be used in a wide range of musical styles, including pop, rock, blues, and folk. Here are a few practical applications:

1. **Melodies:** Create memorable and expressive melodies by using the notes of the Pentatonic Scale. Experiment with different rhythms and

note combinations to find your unique voice.

2. **Solos:** Unleash your improvisational skills by using the Pentatonic Scale as a starting point for solos. Its simplicity and familiar sound make it easy to create cohesive and melodic lines.
3. **Chord Progressions:** Enhance chord progressions by incorporating the Major Pentatonic Scale in your strumming patterns or fingerpicking arrangements. It adds interest and movement to your accompaniment.

Tips for Mastering the Vol. 1 Major Pentatonic Scale

- **Practice Regularly:** Repetition is key to mastering any scale. Dedicate time to practicing the Vol. 1 Major Pentatonic Scale in both positions.
- **Use a Metronome:** Keep your timing consistent by using a metronome while practicing. This will improve your accuracy and speed.
- **Record Yourself:** Record yourself playing the scale and listen back to identify areas for improvement. This self-assessment will help you refine your technique.
- **Listen to Music:** Immerse yourself in music that uses the Major Pentatonic Scale to develop your ear and inspiration.
- **Experiment:** Don't be afraid to experiment with different fingerings and melodic variations. The Pentatonic Scale is a playground for creativity.

Congratulations on taking the first step towards mastering the Vol. 1 Major Pentatonic Scale on the ukulele! With patience, practice, and perseverance, you will unlock a new level of musical expression.

Remember, the journey is just as important as the destination. Enjoy every moment of exploring this versatile scale and let its notes ignite your musical imagination.

May your ukulele sing with melodies that touch the soul and solos that soar with passion! Happy playing!



Ukulele Player's Guide Vol. 7: Major Pentatonic Scale

by Kamel Sadi

★★★★☆ 4.7 out of 5

Language : English

File size : 9305 KB

Text-to-Speech : Enabled

Screen Reader : Supported


Enhanced typesetting : Enabled

Print length : 163 pages

Lending : Enabled


FREE

DOWNLOAD E-BOOK



The Misted Mirror: Mindfulness for Schools and Universities

What is The Misted Mirror? The Misted Mirror is a mindfulness program designed for schools and universities. It provides students with the tools they...



Embark on Thrilling Adventures in the Uncharted Depths of the Caribbean: A Literary Expedition into Mystery and Adventure

Unveiling the Enchanting Allure of the Caribbean Bluewater Thrillers
Prepare yourself for an extraordinary literary voyage that will transport you to the heart...